

# INSTRUCTION MANUAL

## SHOOTING GAME WITH FLOATING BALLS AIRSHOT

### COMPONENTS

- Base unit
- Spring-based gun
- 3× foam bullet
- 10× foam ball
- 5× air outlet nozzle
- USB cable

### TECHNICAL SPECIFICATIONS

- Applicable battery: 4× AA batteries (not included)
- USB powered: 5V, 1.2A
- Material: High quality plastic
- Size: 33×9.5×32cm
- Recommended age: 8+ years



### COMPONENTS



- (1) Air outlet nozzle
- (2) Nozzle pressure adjuster
- (3) Base unit
- (4) Spring-based gun
- (5) Foam bullets
- (6) Foam balls

### SET UP

Insert the air outlet nozzles into the base unit.




Locate the ON/OFF switch at the back of the base unit and turn it to the ON position.




Place a foam ball to float in the upstream of air over each nozzle.



Rotate the pressure adjuster to modify ball height.



Load foam bullets into the barrel of the spring-based gun.




## PLAYING THE GAME

To correctly load the gun, pull the handle at its end, then insert the foam bullet into the barrel. Try to hit the floating balls. Adjust the pressure adjuster to make it more challenging.

There are a variety of ways to play. See who can hit all the balls the fastest. Try to hit them with the least amount of shots. Make up your own game if you want and have fun!

## BATTERY INSTALLATION

1. Using a Phillips screwdriver, remove the battery cover on the back of the base unit. (Screwdriver not included)
2. Insert four AA batteries (not included) in the polarity direction shown on the picture below.



3. Replace the battery cover and tighten the screw.

## CLEANING, STORAGE AND MAINTENANCE

- Use a soft and damp sponge only. Never pour water or any other liquid onto the game.
- Do not immerse the product into water for cleaning.
- Remove the batteries when the product is not in use for a long period of time.
- Put the product into its package when not in use and store neatly, in a dry, cool location protected from direct sunlight.
- Avoid sharp edges or pointed objects, as they may puncture the surface of foamy pieces.
- If the appliance stops working, return it to the retailer or seek help from an authorized service center. Do not attempt repairs by yourself.

## BATTERY WARNING

- Do not mix alkaline, standard, and rechargeable batteries.
- Do not mix old and new batteries.
- Non-rechargeable batteries are not to be recharged.
- Rechargeable batteries are to be removed from the item before being charged.
- Rechargeable batteries are only to be charged under adult supervision.

- Exhausted batteries should be removed immediately and must be recycled or disposed of properly, according to state or local government ordinances and regulations.
- The supply terminals are not to be short-circuited.
- Only batteries of the same or equivalent type as recommended are to be used.
- Batteries are to be inserted with the correct polarity.
- Do not dispose of batteries in fire – batteries may leak or explode.

## IMPORTANT SAFETY INSTRUCTIONS

- **WARNING: CHOKING HAZARD** – Toy contains small balls.
- Not intended for children under 8 years of age.
- Never aim or shoot at another person.  
The spring-powered gun is intended to be used with the provided foam bullets only.
- Do not attempt to use any foreign objects or modify the spring-powered blaster and foam bullets in any way.
- This appliance is designed for indoor use only.
- Use this product only for its intended purpose. Do not use attachments of any kind.
- This appliance is not intended for young children and should not be used without adult supervision.

- Do not leave this appliance unattended when turned on.
- This appliance has no user serviceable components. Do not disassemble.
- Do not insert any object into any opening on this appliance.
- Turn off when not in use.

**IMPORTANT NOTE:** Remove batteries before using the optional AC power adapter (AC adapter not included).

## WARRANTY

The warranty is valid for 24 months. You can claim it from DFVU d.o.o., Liparjeva 6a, 1234 Mengeš, Slovenia, for a replacement product or a refund. Send us your order number and purchase date in the email, which is available by clicking on our logo in the bottom right corner. The product has a lifetime of 24 months from the date of collection.



WEEE disposal and recycling symbol. The WEEE symbol is attached to the product in compliance with the EU directive 2012/19/EU on Waste Electrical and Electronic Equipment (WEEE). It is intended to deter the improper disposal of this product and to promote reuse and recycling.